

Customer:

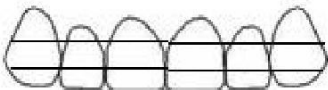
Patient:

Send Date:

Due Date:

Age: _____ Male Female

Shade:

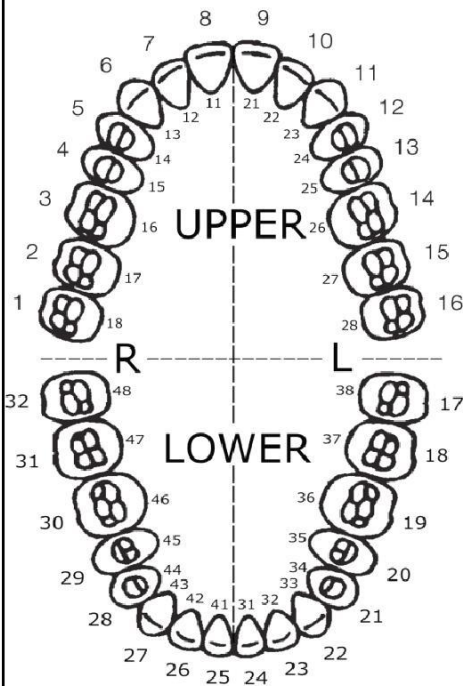


FIXED RESTORATION

- Unit Crown
- Bridge
- Metal Frame
-
- PFM
- PFM Rich
- Tranvise Crown Implant
- Implant Post Sep
- FCC
- FCC Rich
- Post Sep
- Key of Attachment
- Composit ONLAY
- Porcelain ONLAY
- Metal Inlay/Onlay
- Acrylic Temp.
- E.Max Facing
- Gram Gold
- E. Max Crown
- Zirconium

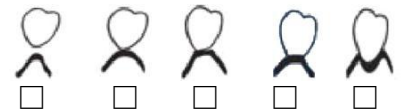
REMOVABLE RESTORATION

- CCP Lower Upper
- A.D. Lower Upper
- Flexible Lower Upper
- Wax Lower Upper
- Special Tray Lower Upper
- Set Up Lower Upper
- Finish Lower Upper
- Dalbo Att
- Bredent Att
- Acetal Clasp
- Metal Backing
-
- Bruxman Guttery
- Whitening Guttery
- Ortho.occlusion Guttery



Teeth No.

PONTIC DESIGN:







ALLOY:

- No Precious
- Yellow Gold
- White Gold
- White Gold semi precious

EMBRASURE:

- Opened Embrasure
- Closed Embrasure

MARGIN:

-  No metal Margin
-  Lingual Metal Margin ___mm
-  Buccal metal Margin ___mm
-  3/4 Metal occlusal(CIV)
- Porcelain Shoulder

CASE INSTRUCTIONS: